
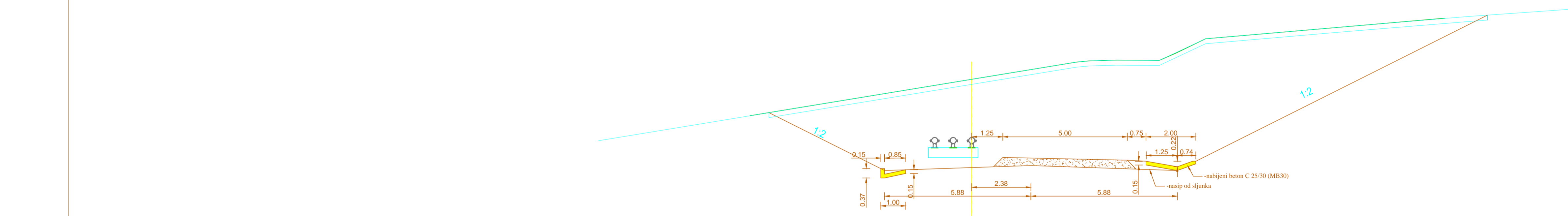


KARAKTERISTIČNI PROFILI SERVISNOG PUTA T11 DO T21


PROFIL U NASIPU



PROFIL U USEKU



PROFIL U ZASEKU



Odgovorni projektant: J. Dobrosavljević
Potpis
SERVISNI PUT PORED PEPELOVODA
KARAKTERISTIČNI PROFILI
SHEET/LIST: 11
DATE/DATUM: MART 2014.
SCALE/RAZMERA: 1:100